

**Design for Web 2**  
**MACA-1840**  
**Assignment 05**  
**Web Brief**  
**by Angelica Gillespie**



### BAKES AND BUBBLES

#### WEBSITE STATEMENT

Bakes and Bubbles specializes in creating a communal, bubble tea cafe, that uses fair-trade ingredients. The business stresses the importance of high-grade ingredients, fair-trade practices, and ensuring customers have a positive experience.

The website's purpose is to let people know what Bakes and Bubbles is about, what's on the menu, what customers can expect, and let them order online.

The website's goals are to increase traffic both on the website and instore.

### CONTENT ANALYSIS

Website Name	bakesnbubbles.com
Business	Bake & Bubbles
Tag Line	Sip bubbles, eat baked goodies.
Website Purpose	To sell sweet baked goods and bubble tea and to let people know where to find us, what's on the menu, and also let customers order online
Website Goals	For more people to visit the café to build community / shop / free wifi / community / social aspect = marketing and order online
What makes your biz different	We offer online, pick-up orders. As well as an interchanging menu from the bakery. Sell not only traditionally found desserts found in cafes but some Asian pastries as well.
What do visitors want?	Visitors want to easily order food and see what's in store. They want to know if we use quality, fair-trade ingredients and if it's at an affordable cost. What ingredients are used? Calorie intake. Allergy warnings / Value??
What action do you want users to take?	I want users to easily find our location and also easily order food and drinks from us. take a picture at the selfie wall
Website Type	Cafe/Bakery

# Design for Web 2

## RESPONSIVE DESIGN WEBPAGE

h1	Sip Bubbles, Enjoy Baked Goods	
h2	Boba, Bubbles, Pearls, what are?	
p	What is boba?	
h3	Who are we?	
h3	Customer Loyalty	
h3	Order Online	
h2	User Friendly	
h3	Fair Trade	
h3	Allergen Alternatives	
h3	Ingredients List/Allergen Warnings	
h2	Offerings	
h3	Drinks	
ul	Coffee	
ul	Teas	
ul	Bubbles and Jelly Add-Ins	
h3	Bakery	
ul	Cookies	
ul	Pastries	
ul	Savory	
h2	Community	
h3	Events	
h3	Selfie Wall	

### CONTENT OUTLINE: <ht> tag diagram



# Design for Web 2

## RESPONSIVE DESIGN WEBPAGE

### CONTENT LAYOUT WIREFRAME:

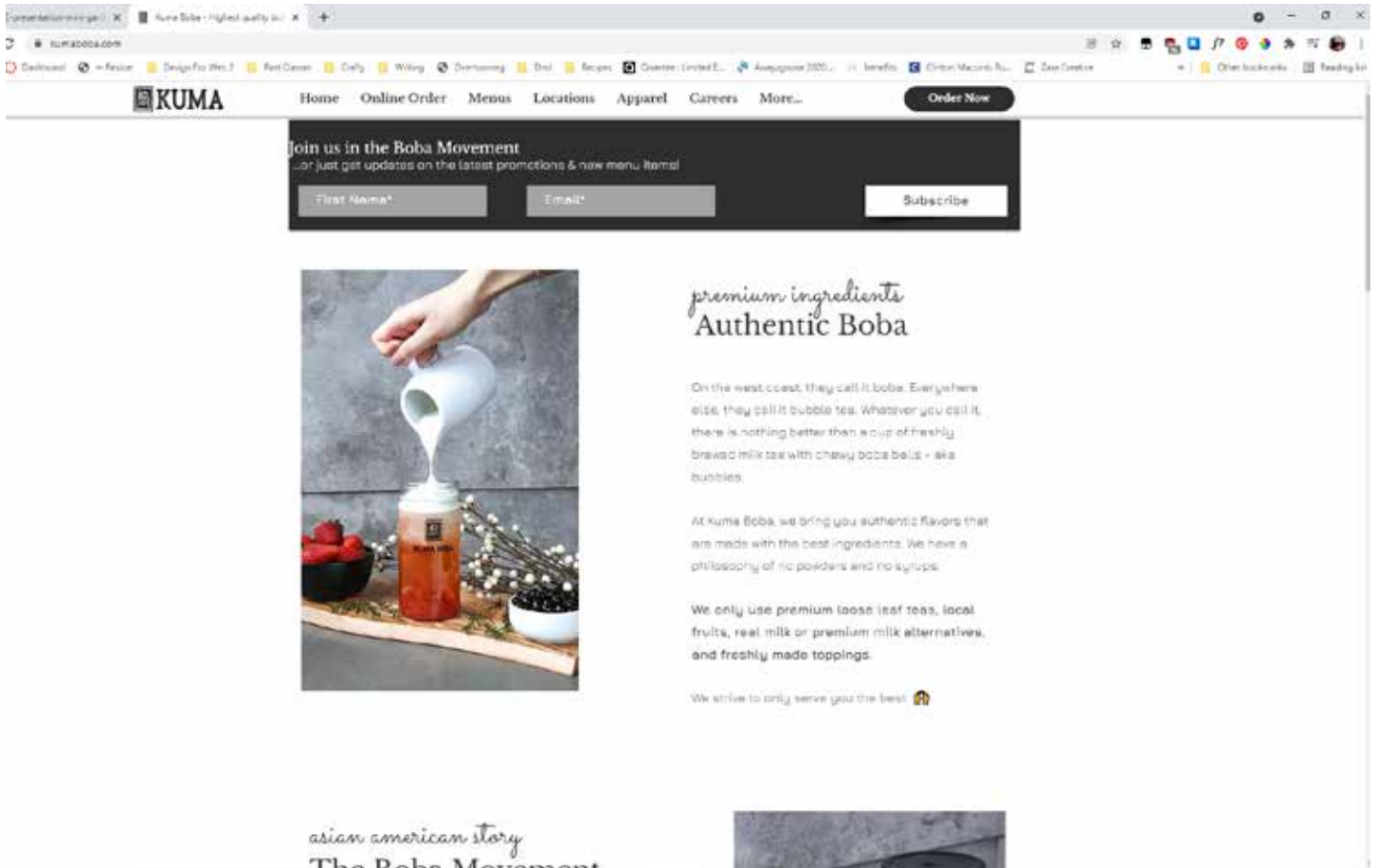
This wireframe shows a desktop layout for the 'Bakes & Bubbles' website. It features a header with the site name, a main content area with a hero section titled 'Bubbles? Boba? Pearls?' and 'Who are we?', a 'User-Friendly' section with three columns, and an 'Offerings' section with two columns. The footer includes a 'Community' section with a 'Selfie Wall Gallery' and 'Events' calendar, along with social media icons. The layout is designed to be responsive, with content reflowing on smaller screens.

This wireframe shows a tablet layout for the 'Bakes & Bubbles' website. The hero section is split into two columns. The 'User-Friendly' section has three columns. The 'Offerings' section has two columns. The 'Community' section has a 'Selfie Wall Gallery' and an 'Events' calendar. The layout is designed to be responsive, with content reflowing on smaller screens.

This wireframe shows a smartphone layout for the 'Bakes & Bubbles' website. The hero section is a single column. The 'User-Friendly' section has three columns. The 'Offerings' section has two columns. The 'Community' section has a 'Selfie Wall Gallery' and an 'Events' calendar. The layout is designed to be responsive, with content reflowing on smaller screens.

This wireframe shows a very narrow mobile layout for the 'Bakes & Bubbles' website. The hero section is a single column. The 'User-Friendly' section has three columns. The 'Offerings' section has two columns. The 'Community' section has a 'Selfie Wall Gallery' and an 'Events' calendar. The layout is designed to be responsive, with content reflowing on smaller screens.

### CHECKING OUT COMPETITORS (SMALL BUSINESSES)

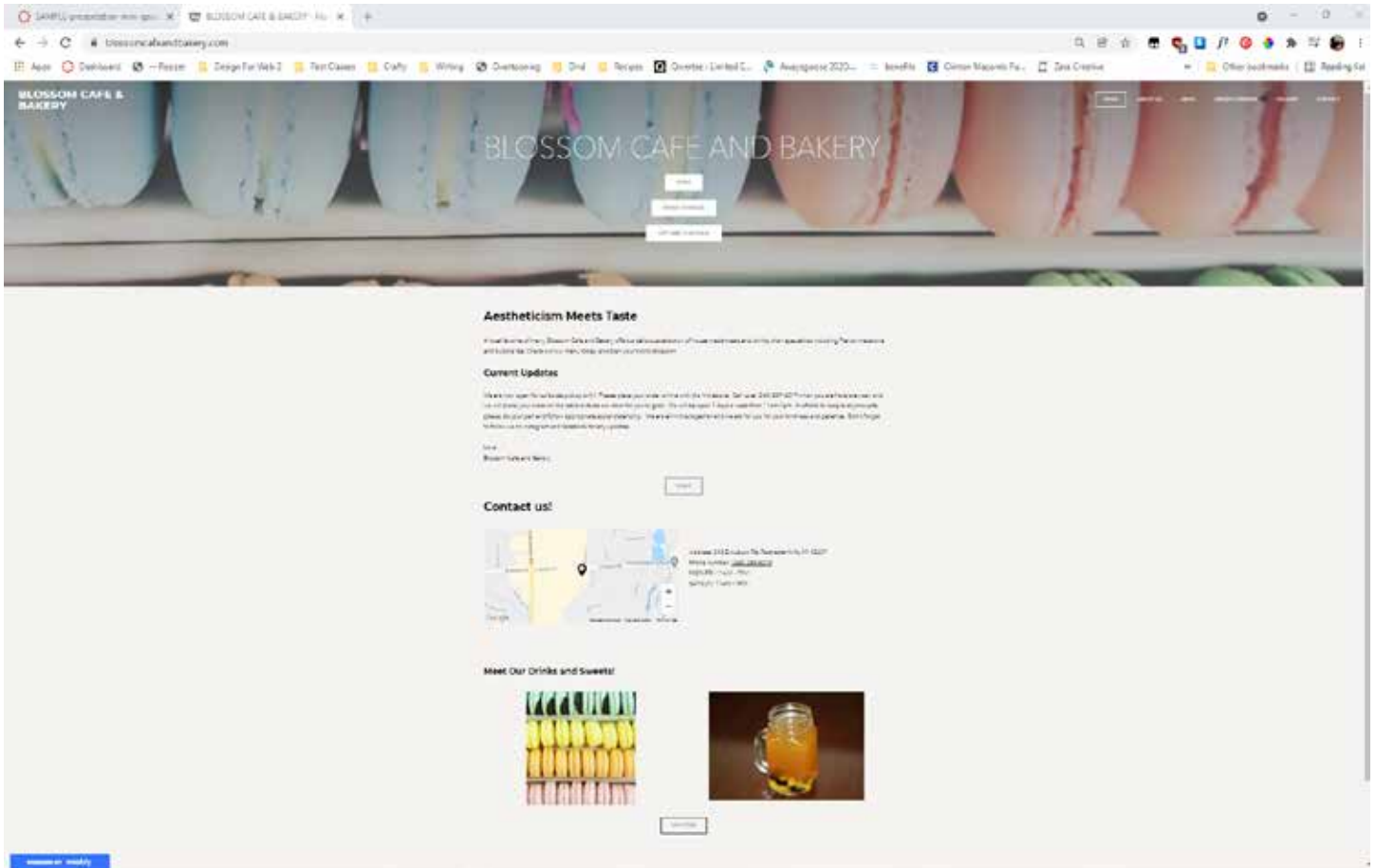


Source: <https://www.kumaboba.com>

Kuma Boba has a clean black and white aesthetic with simple flex sections of a text and a photo. The headers are both script and serif fonts, while paragraphs are sans-serifs. Pops of color exist using photos of their bubble tea.

# Design for Web 2

## RESPONSIVE DESIGN WEBPAGE





Source: <https://www.blossomcafeandbakery.com>

Blossom Cafe and Bakery has a similar simple layout using neutral colors for the background color, and pops of color are in the pictures.

## RESPONSIVE DESIGN WEBPAGE


### STYLE CHOICES:

#### Website Style Guide

Brand Words	Sip Bubbles, Enjoy Baked Goods
Theme	Playful and simple layout with some pops of color
Logo	
Typography: Headings	<i>bakes &amp; bubbles</i> <b>Bakes &amp; Bubbles</b> <i>bakes &amp; bubbles</i> <i>Bakes &amp; Bubbles</i>
Headings Graphics	
Favicon	
Icon Set	
Image treatment	
Section Background Textures	
Font	Script font for logo and heading; sans serif for content Final choice: -Google Fonts: Pacifico, Montserrat Alternates, Montserrat



### COLORS



### TEXTURE



